



# WORKSHOP I

## 1<sup>st</sup> ArLAR / EULAR Basic Musculoskeletal Ultrasound Course

Endorsed by

**eular** | EUROPEAN ALLIANCE  
OF ASSOCIATIONS  
FOR RHEUMATOLOGY

# WORKSHOP I

1<sup>st</sup> ArLAR / Eular Basic Musculoskeletal Ultrasound Course



**PRE-CONGRESS DAY | WEDNESDAY, MARCH 1, 2023**


(GMT+3)

08:00 - 21:00


Workshop I

1<sup>st</sup> ArLAR / Eular Basic Musculoskeletal Ultrasound Course

## Organizer

-  Dr. Waleed AlShehhi  
*ARLAR Secretary General*  
*Chairman of ARLAR Ultrasound*

## Co-Organizers

-  Prof. Ahmed Abogamal  
 Dr. Ghita Harifi

## Course Coordinator

-  Dr. Hebah Al-Hajeri

## Scientific Organizer

-  Prof. Peter V. Balint

## Venue place












Regency Hotel, Kuwait City

## Educational Objectives









- Basic ultrasound physics and machine setup.
- Identify normal musculoskeletal sonography
- Perform ultrasound scanning of shoulders, elbows, wrists, hands, hips, knees, ankles and feet according to the EULAR guidelines.
- Know the basic pathological sonographic findings.

Registration: Pre-registration is required

## Faculty

-  Prof. Ahmed Abogamal  
 Prof. Annamaria Iagnocco  
 Prof. Basant Elnady  
 Dr. Ghita Harifi  
 Dr. Giasna Kakavouli  
 Prof. Nouran Abaza  
 Dr. Peter Mandl  
 Prof. Rachid Bahiri  
 Prof. Samy Slimani  
 Dr. Slavica Prodanovic  
 Dr. Waleed AlShehhi

## Tutors

-  Prof. Hala Lofty Fayed  
 Dr. Hatem Saad  
 Dr. Hebah Al-Hajeri  
 Dr. Izzat Khangar  
 Dr. Jeanine Menassa  
 Dr. Kawther Ben Abdelghani  
 Prof. Mohamed Atia Mortada  
 Dr. Radwa Mostafa Elkhoully

# WORKSHOP I

1<sup>st</sup> ArLAR / Eular Basic Musculoskeletal Ultrasound Course



**PRE-CONGRESS DAY | WEDNESDAY, MARCH 1, 2023**

(GMT+3)

08:00 - 21:00

Workshop I

1<sup>st</sup> ArLAR / Eular Basic Musculoskeletal Ultrasound Course

THIS COURSE IS ENDORSED BY EULAR

eular

EUROPEAN ALLIANCE  
OF ASSOCIATIONS  
FOR RHEUMATOLOGY

08:15 - 08:30

Opening

 Dr. Waleed AlShehhi -  Prof. Peter V. Balint

Chairs

 Dr. Waleed AlShehhi -  Prof. Peter V. Balint

08:30 - 08:50

History and B-mode US physics

 Prof. Ahmed Abogamal


08:50 - 09:10

Fundamental Color and Power Doppler Physics

 Dr. Giasna Kakavouli

09:10 - 09:30

Settings of US machine, knobology

 Prof. Nouran Abaza

09:30 - 09:50

Artefacts and pitfalls of B-mode US

 Dr. Ghita Harifi

09:50 - 10:10

Artefacts and pitfalls of Color and Power Doppler

 Dr. Giasna Kakavouli

10:10 - 12:00

1<sup>st</sup> Workshop: Settings of US machine, knobology, artefacts and pitfalls

All Faculty members

12:00 - 13:00

Lunch Break









# WORKSHOP I

1<sup>st</sup> ArLAR / Eular Basic Musculoskeletal Ultrasound Course



## PRE-CONGRESS DAY | WEDNESDAY, MARCH 1, 2023

(GMT+3)

Chairs	 Dr. Chita Harifi -  Dr. Giasna Kakavouli
13:00 - 13:35	Basic pathology (e.g.cyst, solid, mixed lesion, fluid, calcification, ossification, erosion, cartilage damage, synovitis, enthesitis, tendon, ligament, muscle rupture, nerve compression)  Prof. Peter Balint
13:35 - 14:05	Normal US anatomy of different tissues. Part.2 (nerve, bone, hyaline cartilage, fibrocartilage, bursa, lymph node, salivary glands, artery, vein)  Prof. Rachid Bahiri
Chairs	 Prof. Ahmed Abogomal -  Prof. Annamaria Iagnocco
14:05 - 14:35	Normal US anatomy of joints  Prof. Samy Slimani
14:35 - 15:05	Normal US anatomy of entheses  Prof. Peter V.Balint
15:05 - 17:50	<b>2<sup>nd</sup> Workshop</b> Normal US anatomy of different tissues: skin, subcutaneous tissue, fat pads, muscle, tendon, ligaments, capsule, aponeurosis, fascia, retinaculum, nerve, bone, hyaline cartilage, fibrocartilage, bursa, lymph node, salivary glands, artery, vein, joint and entheses. All Faculty members

# WORKSHOP I

1<sup>st</sup> ArLAR / Eular Basic Musculoskeletal Ultrasound Course



**PRE-CONGRESS DAY | WEDNESDAY, MARCH 1, 2023**

(GMT+3)

Chairs	 Dr. Waleed ALShehhi -  Prof. Peter V. Balint
17:50 - 18:15	Normal US anatomy of the shoulder  Prof. Ahmed Abogamal
18:15 - 19:15	<b>3<sup>rd</sup> Workshop</b> Supervised US scanning of the shoulder. All faculty members
19:15 - 19:30	Normal US anatomy of the elbow  Dr. Ghita Harifi
19:30 - 20:00	Normal US anatomy of the wrist  Dr. Slavica Prodanovic

# WORKSHOP I

1<sup>st</sup> ArLAR / Eular Basic Musculoskeletal Ultrasound Course



**DAY 1 | THURSDAY, MARCH 2, 2023**

(GMT+3)

08:00 - 18:00

Workshop I

1<sup>st</sup> ArLAR / Eular Basic Musculoskeletal Ultrasound Course

THIS COURSE IS ENDORSED BY EULAR

eular

EUROPEAN ALLIANCE  
OF ASSOCIATIONS  
FOR RHEUMATOLOGY

08:00 - 09:50

**4<sup>th</sup> Workshop**

Supervised US scanning of the elbow and wrist

All Faculty members

09:50 - 10:15

Coffee Break

Chairs

 Prof. Ahmed Abogamal -  Dr. Slavica Prodanovic

10:15 - 10:50

Part.1 (skin, subcutaneous tissue, fat pads, muscle, tendon, ligaments, capsule, aponeurosis, fascia, retinaculum, tendon sheath, paratenon, extension of the joint capsule around the tendon)

 Prof. Annamaria Iagnocco

10:50 - 11:15

Normal US anatomy of the hand

 Dr. Nora Alosaimi

11:15 - 12:15

**6<sup>th</sup> Workshop**

Supervised US scanning of the hand

All faculty members

12:15 - 12:30

Normal US anatomy of the hip

 Dr. Slavica Prodanovic

12:30 - 13:30

**7<sup>th</sup> Workshop**

Supervised US scanning of the hip

All faculty members

# WORKSHOP I

1<sup>st</sup> ArLAR / Eular Basic Musculoskeletal Ultrasound Course



## DAY 1 | THURSDAY, MARCH 2, 2023

(GMT+3)

13:30 - 14:45

Lunch Break

Chairs

 Dr. Ghita Harifi -  Dr. Peter Mandl

14:45 - 15:10

Normal US anatomy of the Knee

 Dr. Peter Mandl

15:10 - 16:10

### 8<sup>th</sup> Workshop

Supervised US scanning of the knee

All faculty members

16:10 - 16:35

Normal US anatomy of the ankle and foot

 Dr. Peter Mandl

16:35 - 16:55

CoffeeBreak

16:55 - 17:55

### 9<sup>th</sup> Workshop

Supervised US scanning of the ankle and the foot

All faculty members